

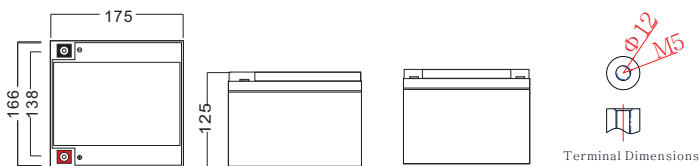


General Features

- High corrosion resistant performance: Pb-Ca multi-alloy grid
- High energy density and power density
- Optimized capability of instant high-current discharging
- Excellent charge acceptance ability
- Excellent deep cycle discharge capability
- Strong high and low temperature performance
- Precision sealing technology



Dimension: 175(L)×166(W)×125(H)×125(TH) Unit: mm



Applications

- UPS/EPS
- Power systems
- Telecommunications system
- Emergency lighting, Auto control system
- Solar/wind generating storage cyclic
- Other general purpose

Specification

Nominal Voltage	12V
Nominal Capacity	28.0Ah
Design life	10 years
Terminal	M5
Approx. Weight	Approx 8.00kg (17.6lbs)
Container Material	ABS
Rated Capacity	28.0Ah → 20Hour Rate (1.40A to 10.5V)
	21.8Ah → 3Hour Rate (7.25A to 10.5V)
	18.5Ah → 1Hour Rate (18.5A to 9.60V)
Internal resistance	Full charged at 25°C: 14.0 mΩ
Max. Discharge Current	420A(5S)
Operating Temperature	Discharge: -20 ~50°C (-4 ~ 122°F)
	Charge: -20 ~50°C (-4 ~ 122°F)
	Storage: -20 ~50°C (-4 ~ 122°F)
Charge current:	Max.7.00A ; Recom.2.80A
Charge Method (25 °C)	Float Charge:13.5-13.8V,recom.13.8V(-18mV/ °C)
	Equalize charge:13.8-14.1V,recom.14.1V(-24mV/ °C)
	Cycle charge:14.4-15.0V,recom.14.7V(-30mV/ °C)
Self discharge	3% of capacity declined per month at 25°C

Constant Current Discharge Characteristics Unit: A (25°C, 77°F)

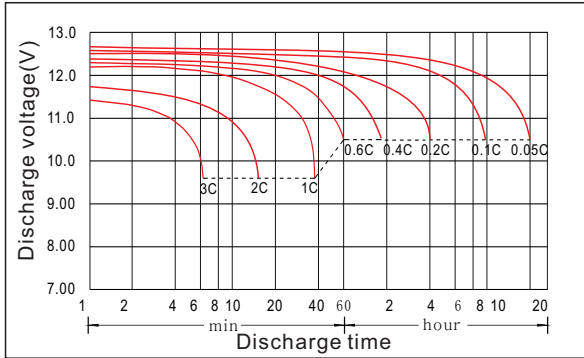
FV/Time	5min	10min	15min	30min	1h	2h	3h	4h	5h	8h	10h	20h
1.60V	111	72.5	54.0	35.4	18.5	10.6	7.73	6.19	5.26	3.47	2.77	1.48
1.65V	110	69.4	49.6	33.6	17.4	10.2	7.50	5.99	5.15	3.42	2.74	1.46
1.70V	90.2	65.2	46.2	32.6	16.8	10.0	7.36	5.68	5.10	3.36	2.69	1.43
1.75V	83.7	62.2	43.1	31.8	16.2	9.72	7.25	5.60	4.87	3.28	2.63	1.40
1.80V	77.0	58.5	40.0	30.8	15.7	9.46	6.86	5.49	4.68	3.19	2.58	1.34

Constant Power Discharge Characteristics Unit: W/cell((25°C, 77°F)

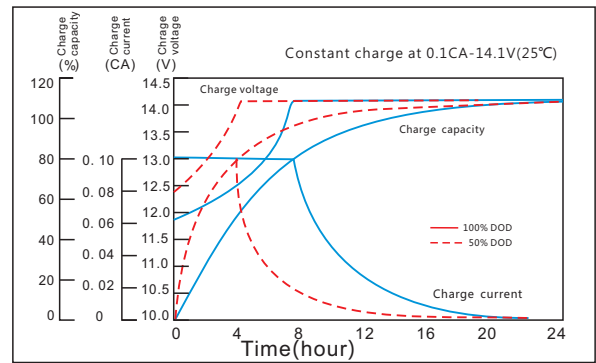
FV/Time	5min	10min	15min	30min	1h	2h	3h	4h	5h	8h	10h	20h
1.60V	208	131	98.9	59.8	33.9	19.8	14.6	11.7	9.94	6.55	5.37	2.94
1.65V	192	124	92.9	59.4	31.9	19.1	14.2	11.3	9.75	6.45	5.27	2.86
1.70V	175	120	88.7	59.2	30.9	18.7	14.0	10.8	9.47	6.39	5.23	2.84
1.75V	159	116	85.4	58.6	30.0	18.3	13.8	10.6	9.29	6.13	5.11	2.78
1.80V	143	112	81.7	58.2	29.6	18.2	13.4	10.5	9.05	5.92	5.00	2.76

MPL12028.0

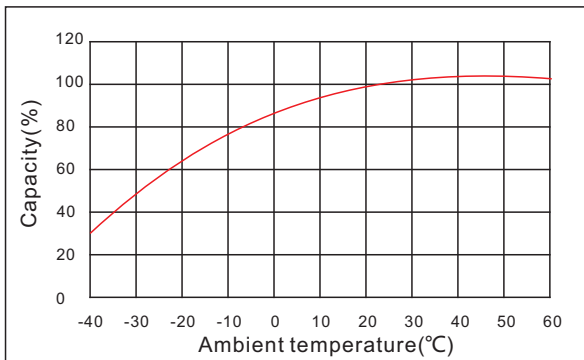
Discharge characteristic



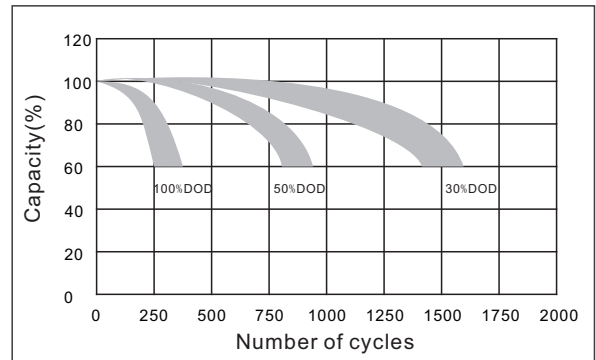
Charging characteristic



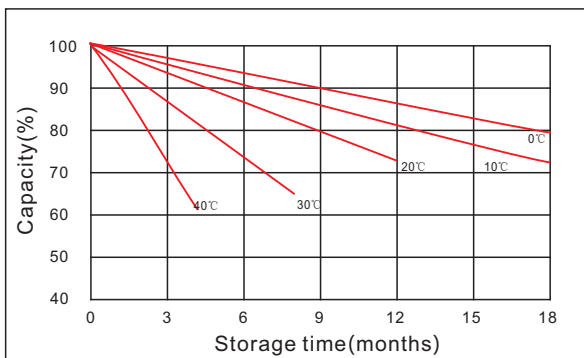
The effect of temperature on capacity



The effect of discharge depth on cycle life



Curves of self-discharge



The effect of temperature on float life

