

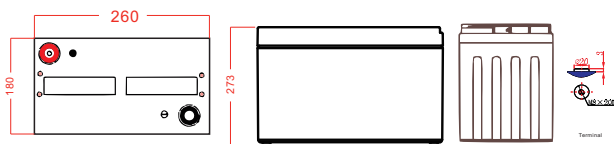


General Features

- › High Corrosion Resistant Performance: Pb-Ca multi-alloy grid
- › High Energy Density and Power Density
- › Excellent Charge Acceptance Ability
- › Strong High and Low Temperature Performance
- › Optimized Capability of instant High-current Discharging
- › Low self-discharge rate



Dimension: 260(L)×180(W)×268(H)×273(TH) Unit: mm



Applications

- › Electric vehicle
- › Electric wheelchair
- › Electric scooter
- › Electric play car for children
- › Garbage truck
- › Patrol car

Specification

Nominal Voltage	8V
Nominal Capacity	200Ah
Design life	5 years
Terminal	M8
Approx. Weight	Approx35.0kg (77.2lbs)
Container Material	ABS
	232Ah ▶ 10Hour Rate (23.2A to 5.25V)
	200Ah ▶ 3Hour Rate (66.7A to 5.25V)
	158Ah ▶ 1Hour Rate (158A to 5.25V)
Operating Temperature	Discharge: -20 ~50°C(-4~ 122°F)
	Charge: -20 ~50°C(-4~ 122°F)
	Storage: -20 ~50°C(-4~ 122°F)
Charge Method (25 °C)	Float Use:6.85-6.95V@25°C
	Cycle Use :7.35-7.45V,@25°C
	Max charge current 30.0A
Self discharge	3% of capacity declined per month at 25°C

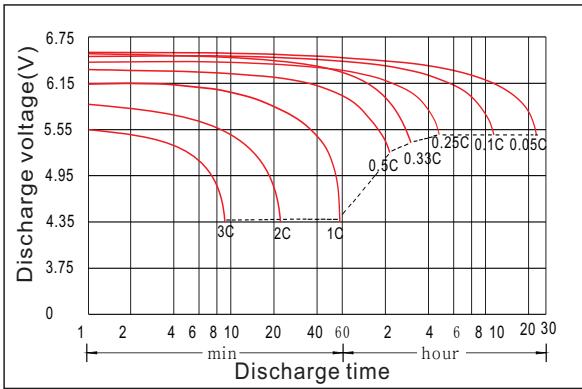
Constant Current Discharge Characteristics Unit: A (25°C, 77°F)

F.V/Time	5Minin	15Minin	30Minin	1h	2h	3h	5h	8h	10h	20h
1.60V	851	457	278	163	93.2	69.1	45.4	29.1	23.9	12.6
1.65V	825	443	273	162	92.8	68.4	45.0	28.9	23.7	12.5
1.70V	792	434	269	160	92.1	67.4	44.5	28.6	23.5	12.4
1.75V	728	420	266	158	90.6	66.7	44.0	28.4	23.2	12.4
1.80V	653	391	255	154	89.0	66.2	42.8	28.2	23.0	12.3
1.85V	582	349	232	143	84.5	62.3	40.7	27.0	22.3	12.1

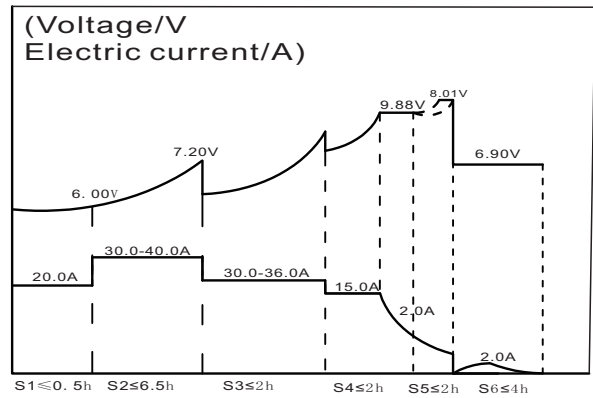
Constant Power Discharge Characteristics Unit: W/cell(25°C, 77°F)

F.V/Time	5Minin	15Minin	30Minin	1h	2h	3h	5h	8h	10h	20h
1.60V	851	457	278	163	93.2	69.1	45.4	29.1	23.9	12.6
1.65V	825	443	273	162	92.8	68.4	45.0	28.9	23.7	12.5
1.70V	792	434	269	160	92.1	67.4	44.5	28.6	23.5	12.4
1.75V	728	420	266	158	90.6	66.7	44.0	28.4	23.2	12.4
1.80V	653	391	255	154	89.0	66.2	42.8	28.2	23.0	12.3
1.85V	582	349	232	143	84.5	62.3	40.7	27.0	22.3	12.1

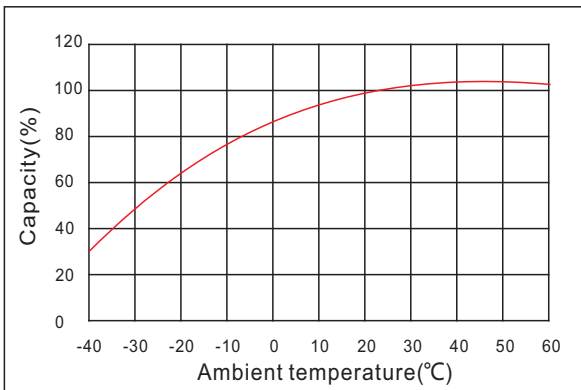
Discharge characteristic



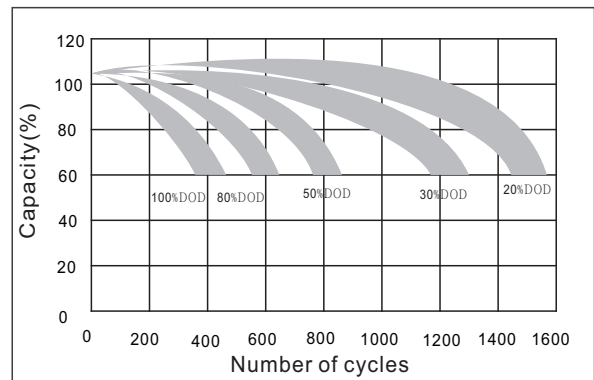
Charging characteristic



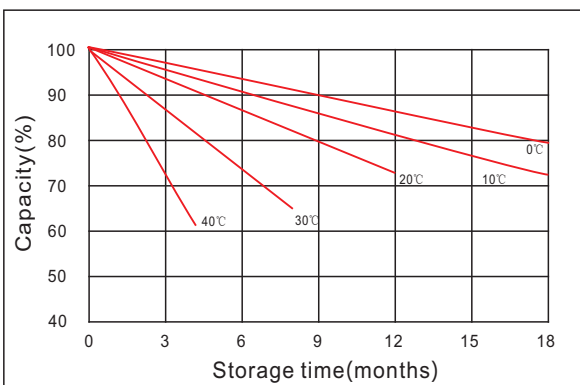
The effect of temperature on capacity



The effect of discharge depth on cycle life



Curves of self-discharge



Curves of open circuit voltage vs. capacity

